



technology Elevators
Lifts in Style

Green Engineering



ADK/SDK Elevator Doors



Elevator Doors Catalog
English Catalog

The Company

IS technology Designs Lift Components for the Local and international market.

IS technology can guaranty the best quality in **production** and **services** along with the most **innovative** constructional solutions.

The goal of IS technology is to built solid partnerships, gaining step by step a significant share in the European and Asian Market.

Elevator Doors

IS technology provides a complete range of brand elevator doors **manufactured in EU**, for residential houses, commercial centers, offices, malls and industrial applications.

Swing or Automatic doors are available with a wide range of models, colors, and technical features.

ADK & SDK Lift Doors are designed and **manufactured in Greece** with the latest production techniques.


Our Costumer will enjoy the **quality** and **smooth operation** of our product along with the **trouble free** installation.




two-panel center opening

two-panel center

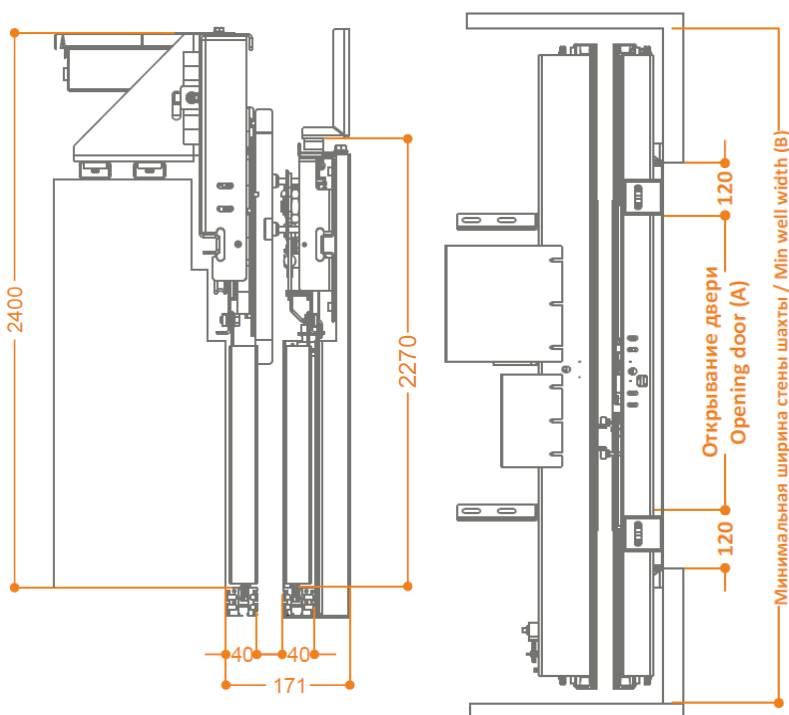
CAR DOOR MECHANISM



LANDING DOOR MECHANISM



two-panel center



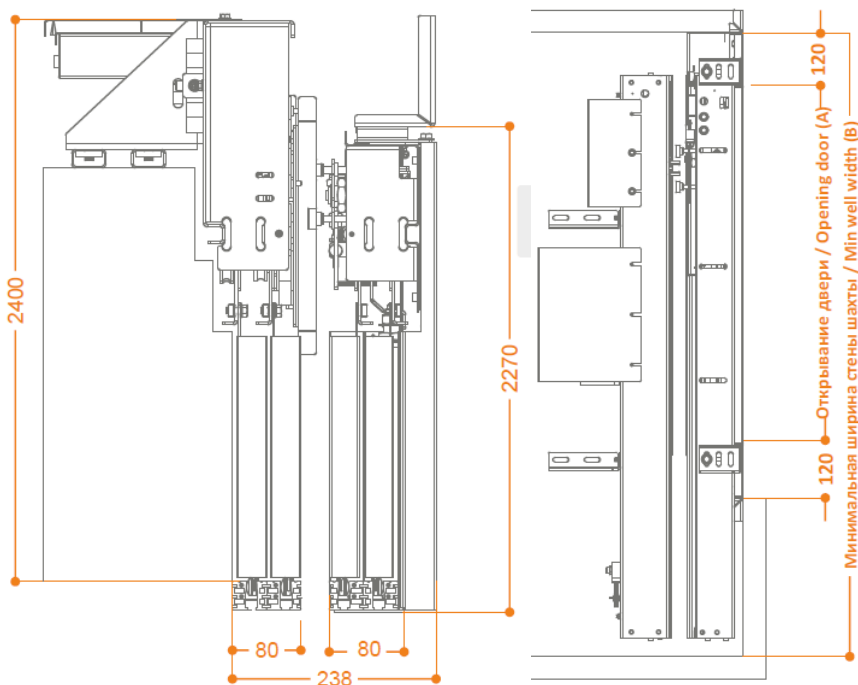

(A) Clear Door Opening	(B) Min. Shaft Width
600	1340
700	1540
800	1740
900	1940
1000	2140
1100	2340
1200	2540
1300	2740
1400	2940

two-panel telescopic opening

CAR DOOR MECHANISM



LANDING DOOR MECHANISM



(A) Clear Door Opening	(B) Min. Shaft Width
600	1100
700	1250
800	1400
900	1550
1000	1700
1100	1850
1200	2000
1300	2150
1400	2300

two-panel telescopic

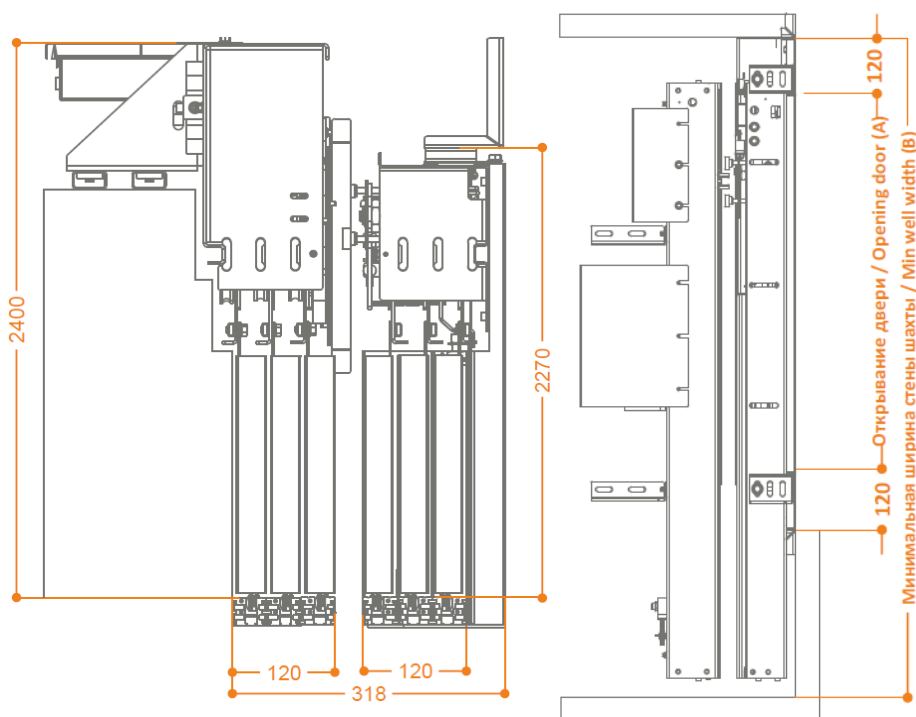

three-panel telescopic

three-panel telescopic


CAR DOOR MECHANISM



LANDING DOOR MECHANISM



(A) Clear Door Opening	(B) Min. Shaft Width
600	990
700	1125
800	1257
900	1390
1000	1525
1100	1657
1200	1790
1300	1925
1400	2057



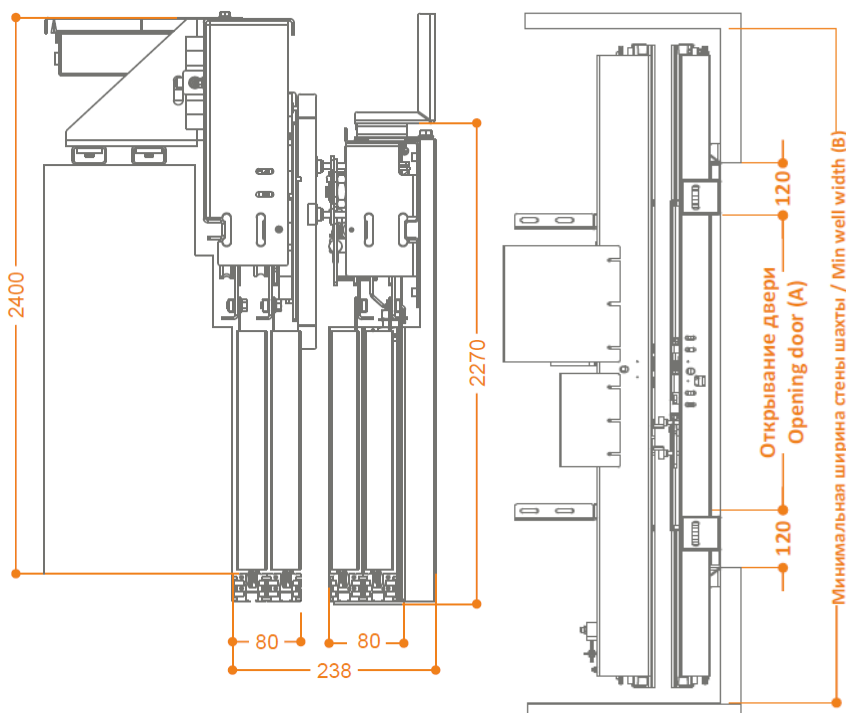
CAR DOOR MECHANISM



LANDING DOOR MECHANISM



four-panel center



(A) Clear Door Opening	(B) Min. Shaft Width
800	1400
1000	1700
1200	2000
1400	2260
1600	2560
1800	2860
2000	3160
2400	2460
2600	3760
2800	4060

six-panel center

six-panel center

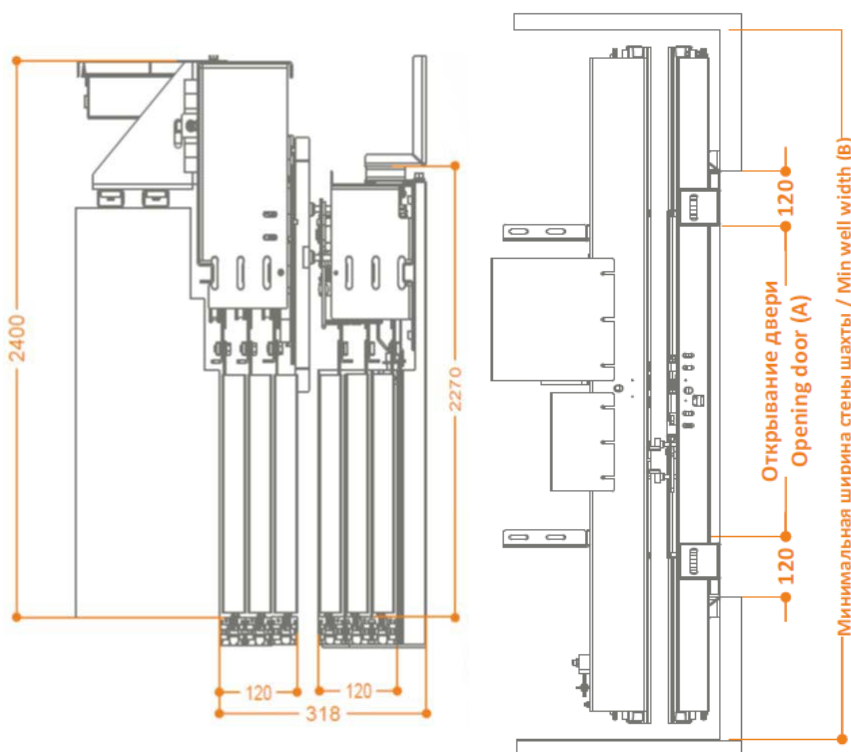
CAR DOOR MECHANISM



LANDING DOOR MECHANISM




six-panel center



(A) Clear Door Opening	(B) Min. Shaft Width
1200	1740
1400	2007
1600	2274
1800	2540
2000	2807
2200	3074
2400	3340
2600	3607
2800	2874
3000	4140

landing doors

- Wide range of clear opening (600mm - 3000mm) and height (2000mm - 3000mm).
- Easy installation.
- High quality of spare parts.
- Flexibility in special constructions.
- High resistance.
- Big variety of stainless steel finishings, and epoxy paint colors
- Harmonized and constructed according to the direction 95/16/EU for the design and construction of lifts.
- High aesthetics.
- Short ex works delivery time.



car doors

Car door operators

- Desirable adjustment of speed and force of opening - closing.
- Automatic correction of likely damages in electronics.
- Automatic release operator is included.
- Up to 400kg door panel weight.
- Compatibility with all lift controllers and photocells.
- Factory pre-set of the function parameters.
- DC operated.
- Low noise emission.
- Plug-in system.



technical features

certification



certification

VVVF drive system

ADK Doors are accompanied by:


- EN and GOST Certification for Lock and Fire execution
- Technical installation manuals
- 2 years guaranty for the motor.
- 1 year guaranty for electronics



SDK swinging doors - models



M1100 - Standard
Powder Coated
(Optional inox handrail, inox details)



M1200 - Stained Glass
Powder Coated, Triplex glass 10mm
(Optional Vitro glass, Inox Handrail)



M1300 - Flame
Combination of wood panels and epoxy
paint coating



M1400 - Twin Color Modern
Two color powder coating combination



M1500 - Polyline
Powder coating, Milk Glass,
Inox hand rail



M1600 - Cobalt Blue
Powder Coated (Optional inox handgrip,
inox details)

SDK swinging doors - models



M1700 - Breeze
Powder Coated (Optional inox handgrip, inox details)



M1800 - Ruffle
4 panel center opening industrial door, epoxy painted



M2100 - oak
Inox with wood panel combination (Optional inox handrail)



M3100 - Forest
Wood panel coating with big window, triplex glass 10mm



M3200 - Essence
Combination of inox with wood. Inox handrail



M3300 - Executive
2 different wooden panels combination. Inox handrail

SDK swinging doors - models



M4100 - LINEN
Inox coating with inox hand grip and inox details



S-WP1
SIMIWOOD powder coating example



S-W1
Special design of wood & inox combination.


Standard Epoxy Paint Options



1900 BLACK MATT



1800 ANTHRACITE MATT



1700 TITANIUM MATT



1100 BROWN RUST MATT



1200 BEIGE MATT

* Beside our standard epoxy mat options all standard RAL colors are available upon costumer request.

reference projects



IS technology . Lift Manufacturer



IS technology

HEAD QUARTERS:

**PERREVOU 37, THESSALONIKI
54352, GREECE**

Tel.: +30 2312 209009

Fax.: +30 2310 943169

**info@istechnology.gr
www.istechnology.gr**